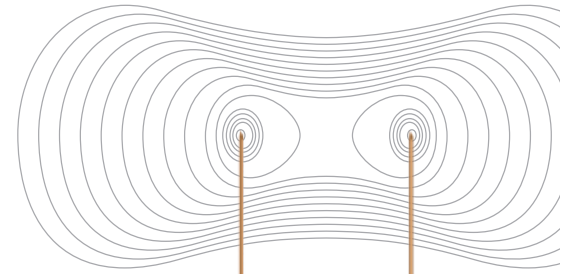


Dophi™ N3000

ELECTROPORATION SYSTEM



- Compact design with build-in ECG synchronization module
- Visual GUI with touch screen for easy and efficient operation
- Smart preoperative planning system streamlines the setting up procedure
- Real-time detection and display of voltage/current/impedance/synchronous R-wave trigger signal for inter-operative adjustments
- Superior anti-interference performance ensures system operation stability
- Intelligent cases management system supports to generate case report with one touch



The New Generation of IRE Ablation System


Dophi™ N3000 Electroporation System is designed for tumor ablation with advanced precision, safety and reliability. Powered by irreversible electroporation (IRE) technology, Dophi™ N3000 can ablate tumors in complex anatomical environment. "IRE is a promising method for treatment of tumors near blood vessels, nerves, bile ducts, and connective tissues as these structures remains intact with IRE."¹

IRE Generator

Model	Max. Probe Outputs	Max. Output Voltage	Max. Current	Number of Pulses	Pulse Length	ECG Synchronization
NPG3000	6	3000V	50A	10~100	20~100 μ s	Build-in Module


Trigger Probe

Model	Probe Length	Probe O.D.
NTP13	13cm	19G (1.1mm)
NTP18	18cm	19G (1.1mm)
NTP25	25cm	19G (1.1mm)

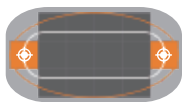


Standard Probe

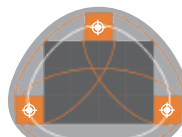
Model	Probe Length	Probe O.D.
NSP13	13cm	19G (1.1mm)
NSP18	18cm	19G (1.1mm)
NSP25	25cm	19G (1.1mm)



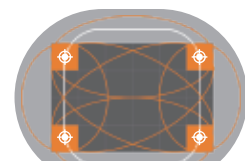
Probe Configurations



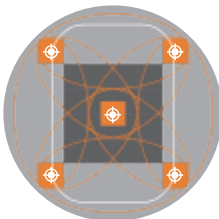
2 Probes Array



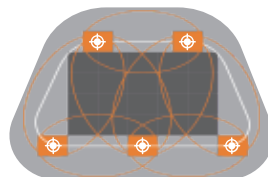
3 Probes Array



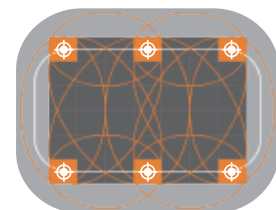
4 Probes Array



5 Probes Array



5 Probes Array



6 Probes Array

Surgnova Healthcare Technologies

Tel: +86 755-2710-9257

E-mail: sales@surgnova.com

Web: www.surgnova.com

